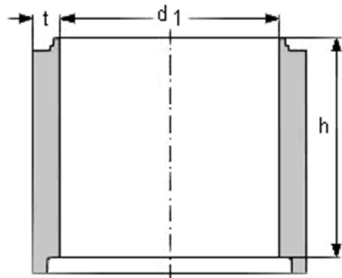


**Technisches Datenblatt**

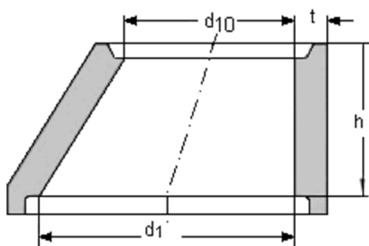
**Easy-Connect**

**FBS-Schachtring DIN EN 1917 und DIN 4034-1 Typ 2**



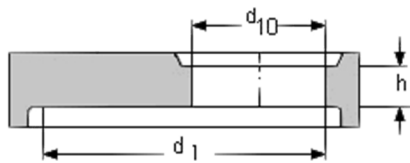
d1	t	h	Gewicht in Kg
1000	150	500	660
		750	990
		1000	1320
1500	150	500	920
		750	1380
		1000	1840

**FBS-Schachtkonen DIN EN 1917 und DIN 4034-1 Typ 2**



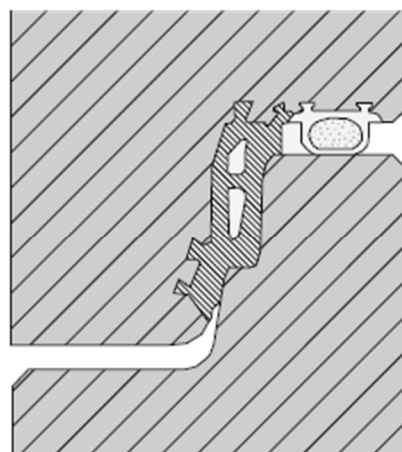
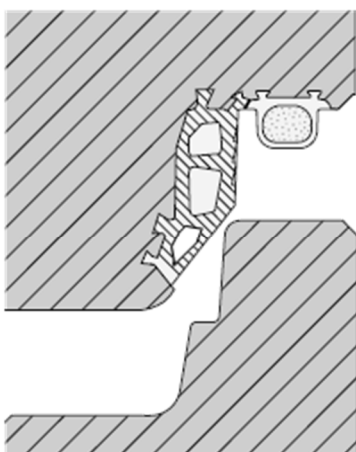
d1	t	h	d10	Gewicht in Kg
1000	150	600	625	750
		850	625	1080
1500	150	600	625	1100
		850	625	1750

**FBS-Abdeckplatten DIN EN 1917 und DIN 4034-1 Typ 2**



<b>d1</b>	<b>t</b>	<b>h</b>	<b>d10</b>	<b>Gewicht in Kg</b>
1000	150	200	625	500
			800	400
1500	150	200	625	1500
			800	1200

**Anwendung**



\*technische Änderungen vorbehalten